
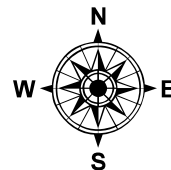
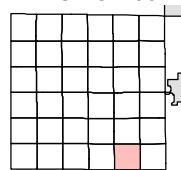


SAINT JOSEPH COUNTY

KALAMAZOO COUNTY
 PRAIRIE RONDE TOWNSHIP
 SECTION 35



1:9,500

Legend

- Railroads
- Municipal Boundaries
- Section Lines
- Lakes
- Streams
- County Drains
- Adjusted Census Urban Area

Roads and Streets:

- State Trunkline Highways
- County Primary Roads
- County Local Roads
MILEAGE REPRESENTED ON TOWNSHIP OVERVIEW SHEET
- County Local Roads
MILEAGE REPRESENTED ON THIS SHEET
- City Major Streets
- City Minor Streets
- Adjacent County Primary Roads
- Adjacent County Local Roads

LOCAL ROAD SYSTEM TOTAL
 FEET 5,021 EQUALS 0.95 MILES.