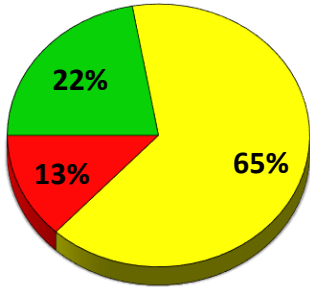


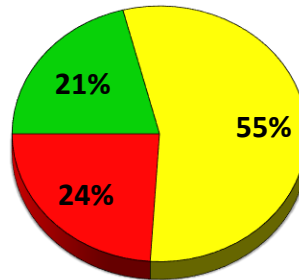
# 2024 Kalamazoo County Surface Rating Summary

## Primary Roads



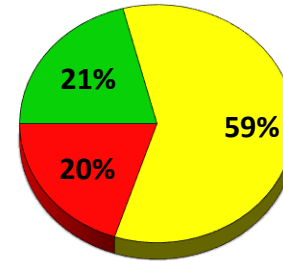
■ Good  
■ Fair  
■ Poor

## Local Roads



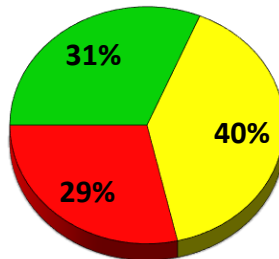
■ Good  
■ Fair  
■ Poor

## Primary & Local Roads



■ Good  
■ Fair  
■ Poor

## Gravel Roads



■ Good  
■ Fair  
■ Poor

\*Good (rating  $\geq 8$ ), Fair (rating = 7, 6, 5) & Poor (rating  $\leq 4$ )

Paved Roads rated using the Pavement Surface Evaluation and Rating (PASER). Gravel Roads rated using Inventory Based Rating (IBR).

**KALAMAZOO COUNTY PASER RATING MILEAGE**

	10	9	8	7	6	5	4	3	2	1	NR	Total
Local	0.000	16.385	129.785	118.855	151.455	121.316	69.186	37.245	28.640	37.183	0.000	710.050
Primary	0.000	16.302	81.750	88.765	132.812	64.459	40.886	14.270	4.672	0.033	0.000	443.949
Miles	0.000	32.687	211.535	207.620	284.267	185.775	110.072	51.515	33.312	37.216	0.000	1,153.999

	10	9	8	7	6	5	4	3	2	1	NR	
Local	0.000	16.385	129.785	118.855	151.455	121.316	69.186	37.245	28.640	37.183	0.000	710.050
	10	≥9	≥8	≥7	≥6	≥5	≥4	≥3	≥2	≥1		
Actual	0%	2%	18%	17%	21%	17%	10%	5%	4%	5%	0%	
Cumm.	0%	2%	21%	37%	59%	76%	85%	91%	95%	100%	100%	
					Good	Fair	Poor					
					21%	55%	24%					

	10	9	8	7	6	5	4	3	2	1	NR	
Primary	0.000	16.302	81.750	88.765	132.812	64.459	40.886	14.270	4.672	0.033	0.000	443.949
	10	≥9	≥8	≥7	≥6	≥5	≥4	≥3	≥2	≥1		
Actual	0%	4%	18%	20%	30%	15%	9%	3%	1%	0%	0%	
Cumm.	0%	4%	22%	42%	72%	87%	96%	99%	100%	100%	100%	
					Good	Fair	Poor					
					22%	64%	13%					

	10	9	8	7	6	5	4	3	2	1	NR	
Total	0.000	32.687	211.535	207.620	284.267	185.775	110.072	51.515	33.312	37.216	0.000	1,153.999
	10	≥9	≥8	≥7	≥6	≥5	≥4	≥3	≥2	≥1		
Actual	0%	3%	18%	18%	25%	16%	10%	4%	3%	3%	0%	
Cumm.	0%	3%	21%	39%	64%	80%	89%	94%	97%	100%	100%	
					Good	Fair	Poor	*Good (PASER rating ≥8), Fair (PASER rating = 7, 6, 5) & Poor (PASER rating ≤4)				
					21%	59%	20%					

**KALAMAZOO COUNTY INVENTORY BASED RATING MILEAGE**

	10	9	8	7	6	5	4	3	2	1	NR	Total
	0	25.187	8.963	7.164	24.69	11.926	28.243	0.123	0.306	2.149	0.355	109.106
	0%	23%	8%	7%	23%	11%	26%	0%	0%	2%	0%	
					Good	Fair	Poor					
					31%	40%	29%					