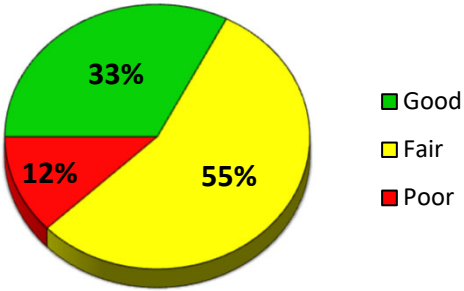
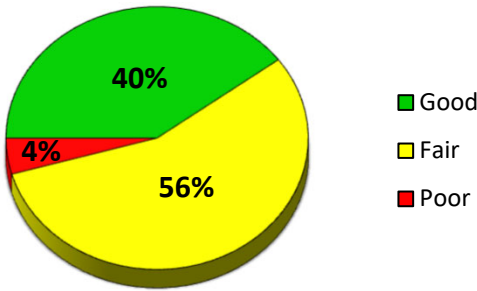


2025 Climax Township Surface Rating Summary

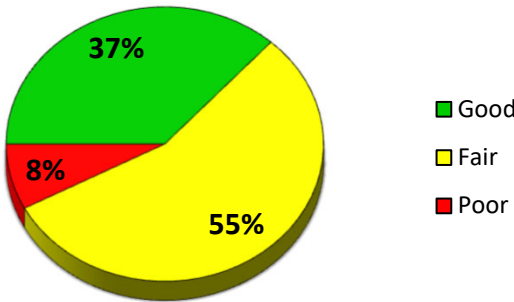
Primary Roads



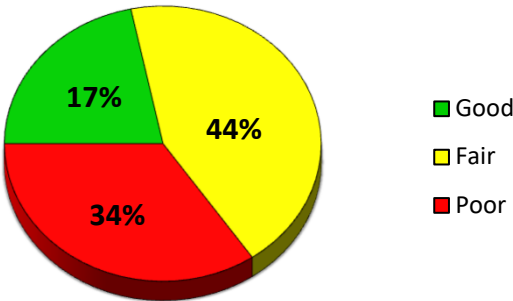
Local Roads



Local & Primary Roads



Gravel Roads



*Good (rating ≥8), Fair (rating = 7, 6, 5) & Poor (rating ≤4)

Paved Roads rated using the Pavement Surface Evaluation and Rating (PASER). Gravel Roads rated using Inventory Based Rating (IBR).

CLIMAX TOWNSHIP PASER RATING MILEAGE

	10	9	8	7	6	5	4	3	2	1	NR	Total
Local	0.000	1.006	12.367	2.023	10.489	6.201	1.171	0.000	0.320	0.000	0.000	33.577
Primary	0.000	0.000	8.201	8.009	3.472	2.496	3.069	0.000	0.000	0.000	0.000	25.247
Miles	0.000	1.006	20.568	10.032	13.961	8.697	4.240	0.000	0.320	0.000	0.000	58.824

	10	9	8	7	6	5	4	3	2	1	NR	Total
Local	0.000	1.006	12.367	2.023	10.489	6.201	1.171	0.000	0.320	0.000	0.000	33.577
Actual	10	≥9	≥8	≥7	≥6	≥5	≥4	≥3	≥2	≥1		
	0%	3%	37%	6%	31%	18%	3%	0%	1%	0%	0%	
Cumm.	0%	3%	40%	46%	77%	96%	99%	99%	100%	100%	100%	
					Good	Fair	Poor					
					40%	56%	4%					

	10	9	8	7	6	5	4	3	2	1	NR	Total
Primary	0.000	0.000	8.201	8.009	3.472	2.496	3.069	0.000	0.000	0.000	0.000	25.247
Actual	10	≥9	≥8	≥7	≥6	≥5	≥4	≥3	≥2	≥1		
	0%	0%	32%	32%	14%	10%	12%	0%	0%	0%	0%	
Cumm.	0%	0%	32%	64%	78%	88%	100%	100%	100%	100%	100%	
					Good	Fair	Poor					
					32%	55%	12%					

	10	9	8	7	6	5	4	3	2	1	NR	Total
Total	0.000	1.006	20.568	10.032	13.961	8.697	4.240	0.000	0.320	0.000	0.000	58.824
Actual	10	≥9	≥8	≥7	≥6	≥5	≥4	≥3	≥2	≥1		
	0%	2%	35%	17%	24%	15%	7%	0%	1%	0%	0%	
Cumm.	0%	2%	37%	54%	77%	92%	99%	99%	100%	100%	100%	
					Good	Fair	Poor	*Good (PASER rating ≥8), Fair (PASER rating = 7, 6, 5) & Poor (PASER rating ≤4)				
					37%	56%	8%					

CLIMAX TOWNSHIP INVENTORY BASED RATING MILEAGE

	10	9	8	7	6	5	4	3	2	1	NR	Total
	0	1.499	1.506	1.249	1.038	3.754	4.323	0	0	0.45	0	13.819
	0%	11%	11%	9%	8%	27%	31%	0%	0%	3%	0%	
					Good	Fair	Poor					
					22%	44%	35%					