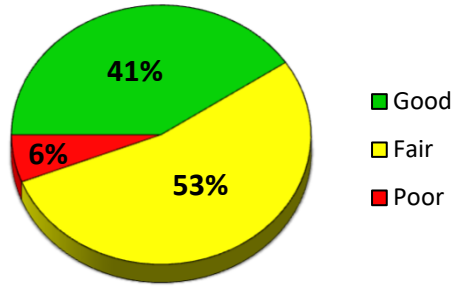
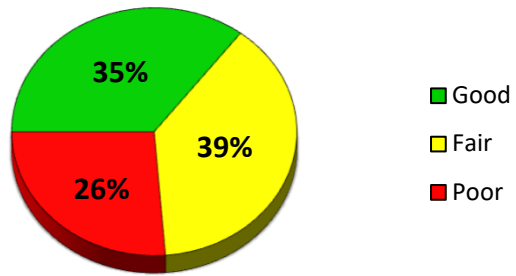


2025 Cooper Township Surface Rating Summary

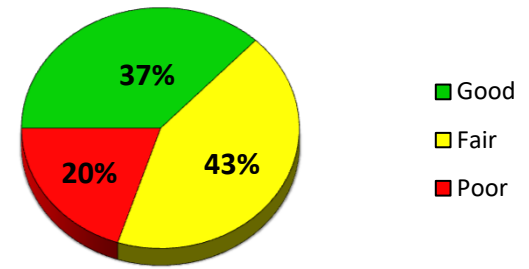
Primary Roads



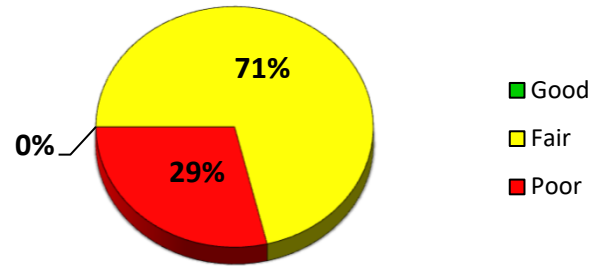
Local Roads



Local & Primary Roads



Gravel Roads



*Good (rating ≥ 8), Fair (rating = 7, 6, 5) & Poor (rating ≤ 4)

Paved Roads rated using the Pavement Surface Evaluation and Rating (PASER). Gravel Roads rated using Inventory Based Rating (IBR).

COOPER TOWNSHIP PASER RATING MILEAGE

	10	9	8	7	6	5	4	3	2	1	NR	Total
Local	0.000	13.649	8.164	7.061	9.363	7.394	4.133	7.063	5.189	0.000	0.000	62.016
Primary	0.000	4.290	8.341	5.103	0.871	10.613	1.235	0.528	0.000	0.000	0.000	30.981
Miles	0.000	17.939	16.505	12.164	10.234	18.007	5.368	7.591	5.189	0.000	0.000	92.997

	10	9	8	7	6	5	4	3	2	1	NR	Total
Local	0.000	13.649	8.164	7.061	9.363	7.394	4.133	7.063	5.189	0.000	0.000	62.016
Actual	10	≥9	≥8	≥7	≥6	≥5	≥4	≥3	≥2	≥1		
Cumm.	0%	22%	35%	47%	62%	74%	80%	92%	100%	100%	100%	
					Good 35%	Fair 38%	Poor 26%					

	10	9	8	7	6	5	4	3	2	1	NR	Total
Primary	0.000	4.290	8.341	5.103	0.871	10.613	1.235	0.528	0.000	0.000	0.000	30.981
Actual	10	≥9	≥8	≥7	≥6	≥5	≥4	≥3	≥2	≥1		
Cumm.	0%	14%	41%	57%	60%	94%	98%	100%	100%	100%	100%	
					Good 41%	Fair 54%	Poor 6%					

	10	9	8	7	6	5	4	3	2	1	NR	Total
Total	0.000	17.939	16.505	12.164	10.234	18.007	5.368	7.591	5.189	0.000	0.000	92.997
Actual	10	≥9	≥8	≥7	≥6	≥5	≥4	≥3	≥2	≥1		
Cumm.	0%	19%	37%	50%	61%	80%	86%	94%	100%	100%	100%	
					Good 37%	Fair 43%	Poor 20%	*Good (PASER rating ≥8), Fair (PASER rating = 7, 6, 5) & Poor (PASER rating ≤4)				

COOPER TOWNSHIP INVENTORY BASED RATING MILEAGE

	10	9	8	7	6	5	4	3	2	1	NR	Total
	0	0	0	0	0	0.5	0.202	0	0	0	0	0.702
	0%	0%	0%	0%	0%	71%	29%	0%	0%	0%	0%	
					Good 0%	Fair 71%	Poor 29%					