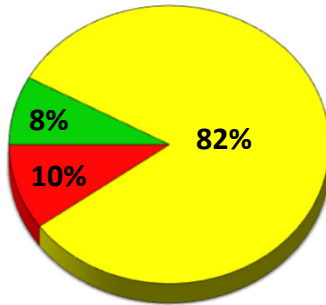


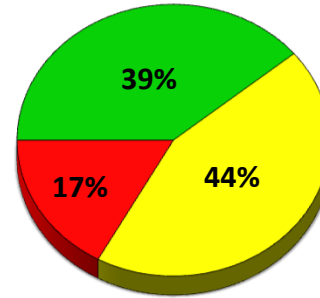
2025 Texas Township Surface Rating Summary

Primary Roads



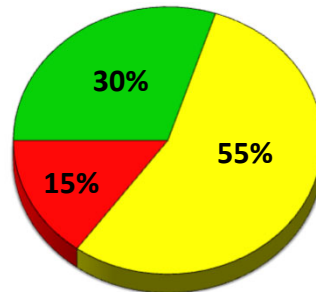
■ Good
■ Fair
■ Poor

Local Roads



■ Good
■ Fair
■ Poor

Local & Primary Roads



■ Good
■ Fair
■ Poor

*Good (rating ≥ 8), Fair (rating = 7, 6, 5) & Poor (rating ≤ 4)

Paved Roads rated using the Pavement Surface Evaluation and Rating (PASER). Gravel Roads rated using Inventory Based Rating (IBR).

TEXAS TOWNSHIP PASER RATING MILEAGE

	10	9	8	7	6	5	4	3	2	1	NR	Total
Local	0.000	7.817	28.698	4.385	18.722	18.150	9.614	4.233	1.671	0.105	0.000	93.395
Primary	0.000	0.501	2.627	13.092	14.765	3.073	0.754	1.239	1.772	0.000	0.000	37.823
Miles	0.000	8.318	31.325	17.477	33.487	21.223	10.368	5.472	3.443	0.105	0.000	131.218

	10	9	8	7	6	5	4	3	2	1	NR	
Local	0.000	7.817	28.698	4.385	18.722	18.150	9.614	4.233	1.671	0.105	0.000	93.395
	10	≥9	≥8	≥7	≥6	≥5	≥4	≥3	≥2	≥1		
Actual	0%	8%	31%	5%	20%	19%	10%	5%	2%	0%	0%	
Cumm.	0%	8%	39%	44%	64%	83%	94%	98%	100%	100%	100%	
					Good	Fair	Poor					
					39%	44%	17%					

	10	9	8	7	6	5	4	3	2	1	NR	
Primary	0.000	0.501	2.627	13.092	14.765	3.073	0.754	1.239	1.772	0.000	0.000	37.823
	10	≥9	≥8	≥7	≥6	≥5	≥4	≥3	≥2	≥1		
Actual	0%	1%	7%	35%	39%	8%	2%	3%	5%	0%	0%	
Cumm.	0%	1%	8%	43%	82%	90%	92%	95%	100%	100%	100%	
					Good	Fair	Poor					
					8%	82%	10%					

	10	9	8	7	6	5	4	3	2	1	NR	
Total	0.000	8.318	31.325	17.477	33.487	21.223	10.368	5.472	3.443	0.105	0.000	131.218
	10	≥9	≥8	≥7	≥6	≥5	≥4	≥3	≥2	≥1		
Actual	0%	6%	24%	13%	26%	16%	8%	4%	3%	0%	0%	
Cumm.	0%	6%	30%	44%	69%	85%	93%	97%	100%	100%	100%	
					Good	Fair	Poor	*Good (PASER rating ≥8), Fair (PASER rating = 7, 6, 5) & Poor (PASER rating ≤4)				
					30%	55%	15%					